



हरकोर्ट बटलर प्राविधिक विश्वविद्यालय

नवाबगंज, कानपुर - 208002, उ.प्र., भारत

HARCOURT BUTLER TECHNICAL UNIVERSITY

NAWABGANJ, KANPUR - 208002, U.P., INDIA

(Formerly Harcourt Butler Technological Institute, Kanpur)

Phone : +91-0512-2534001-5, 2533812, website : <http://www.hbtu.ac.in>, Email : vc@hbtu.ac.in



Institution Implements e-governance in the following areas of operations Administration, Finance and Accounts, Student Admission and Support and Examinations. The sample proof for the examination module of ERP is given as

Examination Module of ERP

1. Student Login.
2. HOD Login.
3. Faculty Login.
4. COE Login.

1. Student Login:

- A. **Student Registration:** In Student registration for the m user can fill Student Detail, Address, Academic Detail, Family Detail, Qualifying Examination.

Note. There is some column which is mediatory to fill highlight by *

HTU ERP x HTU ERP x Welcome in HTU Campus Solu: x +

Not secure | erp.htu.co.in/s/home.aspx?title=ourgroup

STU Airplane mode on Kanpur Harcourt Butler Technical University

NEELAM

Faculty Feedback

Student Registration

Convocation Form

Print Registration Form

Download Registration Card

Enrollment Registration

Even Semester Registration

Examination Form

Download Admit Card

Register Grievance

Result

Course Study Management

Change Password

Student Fee Management

Student Registration

Student Detail Address Academic Detail Family Detail Qualifying Examination

Academic Detail:

University Roll No: 100112016

Enrollment No: HTU100112016

Programme: Bachelor of Technology

Branch: Plastic Technology

Admission Source: JEE MAINS

Current Semester: VII

Personal Detail:

Student Name: NEELAM

Student Name in Hindi: NEELAM

Date of Birth: 05 Aug 2000

Gender: Female

Contact No: 8381995095

Alternate Contact No: 945107565

Personal Email: SINGHLAV1145@GMAIL.COM

Category: SC

Sub Category: GIRL

Blood Group: O+

Identification Mark: MOLE ON THE LEFT SIDE OF NOSE

Adhaar Card No: 752567055789

Hostel Required: ☐ Hostel

supported formats: .png, .jpeg, .jpg

Maximum file size: 50kb

Maximum file size: 10kb

Choose File No file chosen

Click To Upload Photo

Choose File No file chosen

Click To Upload Signature

Choose File No file chosen

Click To Upload Thumb

62°F Sunny

HTU ERP x HTU ERP x Welcome in HTU Campus Solu: x +

Not secure | erp.htu.co.in/s/home.aspx?title=ourgroup

STUDENT PORTAL HTU Kanpur Harcourt Butler Technical University

NEELAM

Faculty Feedback

Student Registration

Convocation Form

Print Registration Form

Download Registration Card

Enrollment Registration

Even Semester Registration

Examination Form

Download Admit Card

Register Grievance

Result

Course Study Management

Change Password

Student Fee Management

Student Registration

Student Detail Address Academic Detail Family Detail Qualifying Examination

Address:

Address: HTU DH 3 NAINARGAULI KANPUR

City: KANPUR

State: UTTAR PRADESH

Country: India

ZipCode: 208002

Permanent Address:

☐ If permanent address is same as current address

Address: HTU DH 3 NAINARGAULI KANPUR

City: KANPUR

State: UTTAR PRADESH

Country: India

ZipCode: 208002

Nearest Railway Station to the place of permanent resident: RAUNATPUR

STUDENT PORTAL

Faculty Feedback

Student Registration

Convocation Form

Print Registration Form

Download Registration Card

Enrollment Registration

Even Semester Registration

Examination Form

Download Admit Card

Register Grievance

Result

Course Study Management

Change Password

Student Fee Management

STUDENT REGISTRATION

Student Detail Address Academic Detail Family Detail Qualifying Examination

Academic Qualification

** Uncheck Qualification which is not required to submit for your course

Qualification(s)	Board / University	Roll No.	Year	Name & Address of Institution Studied	Division	Subjects
<input checked="" type="checkbox"/> HIGH SCHOOL	UP BOARD	2099942	2015	SURYA NARAYAN I C SAGARPATTI FAIZABA	1	HINDI ENGLISH MATH
<input checked="" type="checkbox"/> INTERMEDIATE	UP BOARD	1502755	2017	MRICRODIPUR M H BIKAPUR FAIZABAD	1	GENERAL HINDI ENG
<input type="checkbox"/> DIPLOMA (3 YEARS)						
<input type="checkbox"/> B SC						
<input type="checkbox"/> B CA						
<input type="checkbox"/> B TECH						
<input type="checkbox"/> MCA						
<input type="checkbox"/> M TECH						
<input type="checkbox"/> M SC						
<input type="checkbox"/> OTHER UG						
<input type="checkbox"/> OTHER PG						

If GATE score holder (in case of M.Tech. give the GATE Score -) OR If UGC/CSIR-NET (JRF) score holder (in case of Ph.D. give the Score -)

0.00

STUDENT PORTAL

Faculty Feedback

Student Registration

Convocation Form

Print Registration Form

Download Registration Card

Enrollment Registration

Even Semester Registration

Examination Form

Download Admit Card

Register Grievance

Result

Course Study Management

Change Password

Student Fee Management

STUDENT REGISTRATION

Student Detail Address Academic Detail Family Detail Qualifying Examination

Family Background

Note :
 a) For non-working members who are studying, details of their present class & school / institute to be invariably mentioned.
 b) In case of employment, name of employer along with contact telephone number etc. to be necessarily provided.
 c) In case of business, complete address of place of business with telephone number etc. to be necessarily provided.
 d) In case of occupation as professional, village address & name of school should be provided.
 e) In case of earning from other sources in addition to the above, give details.

Sr. No.	Name	Relationship	Age	Address	Educational Qualification	Professional Qualification	Earning Status	Occupation	Organisation	Income Per Month
1	Shriam ravid	Father	51	Awasthpur mauzama faizabad	B.A.	Former	Working	Business	--	3000
2	Farkhata	Mother	48	Awasthpur mauzama faizabad	Housewife	Housewife	Not Working	Others	--	0
3	Summa	Sister	21	Awasthpur mauzama faizabad	B.Sc.	Student	Studying	Student	--	0
4		Search					Search	Search		
5		Search					Search	Search		
6		Search					Search	Search		
7		Search					Search	Search		
8		Search					Search	Search		
9		Search					Search	Search		
10		Search					Search	Search		

Annual Family Income *

STUDENT PORTAL

HBUTU Kanpur
Harcourt Butler Technical University

NEELAM

Qualifying Examination Details

Write Qualifying Examination Marks Obtained in the subjects in boxes

		Physics		Mathematics		Chemistry / Computer / Vocational Subjects	
Marks Obtained	Max Marks	74	100	77	100	81	100

Percentage of Marks Obtained in Qualifying Examination

74.67

Submit

62°F Sunny

Search

ENG IN

11:53 AM 12/28/2022

B. Student Registration Form: In this tab after complete registration student download soft copy of registration form.

STUDENT PORTAL

HBTU Kanpur
Harcourt Butler Technical University

Student Registration Form

Academics Details	
University Roll No 180112018	Enrollment No HBTU180112018
Programme Bachelor of Technology	Branch Plastic Technology
Admission Source JEE MAINS	Current Semester VII

Personal Details	
Student Name NEELAM	Student Name in Hindi NEELAM
Date of Birth 05 Aug 2000	Gender Female
Contact No. 9381895095	Alternate Contact No. 945187569
Personal Email SINGHLAVI145@GMAIL.COM	HBTU Email 180112018@HBTU.AC.IN
Category SC	Sub-Category GIRL
Fee Waiver Yes	Blood Group O+
Identification Mark MOLE ON THE LEFT SIDE OF NOSE	Adhaar Card No 752567055789
Hostel Required? Hostel	Mode of Transport Walker
Nationality Indian	Religion Hindu

Entrance Examination Details

Entrance Exam: Year

62°F Sunny


11:36 AM 12/28/2022

C. Convocation Form

STUDENT PORTAL

HBTU Kanpur
Harcourt Butler Technical University

Online Registration form for participation in 4th Convocation
HBTU Kanpur for passout students of
Academic Session 2021-22

1. Name of Student	NEELAM	 Upload your recent passport size photograph. file size between 50kb to 100kb
2. Roll No.	180112018	
3. Enrollment No.	HBTU180112018	
4. Date of Birth	05 Aug 2000	
5. Father's Name	Enter Father's Name	Choose File [No file chosen]
6. Mother's Name	Enter Mother's Name	
7. Mobile Number	Enter Mobile No.	
8. Alternate Mobile Number	Enter Alt. Mobile No.	
9. Email Id.	Enter Email Id	
10. Address	Address Pin Code	
11. Programme	C.B. Tech./C.M. Tech./MCA/PGD/C.Tech. - PT	

62°F Sunny

11:36 AM 12/28/2022

D. Download Registration Card:

STUDENT PORTAL

Download Registration Card

Session: 2022-2023 Course: Bachelor of Technology Branch: PL Year-Sem: --Select--

[Download](#) [Download Registration Card](#)

Registration Card Details:

E. Enrollment Registration:

STUDENT PORTAL

Enrollment Registration

[Documents Required Format : pdf] [Document Minimum Size: 10kb] [Document Maximum Size: 500kb]

[Upload Documents](#)

Documents Required List :

Note : You can upload documents one by one or multiple documents at once.

#	Document Name	Document Status	Upload File	Document Type
1	Aadhar Card [Original Copy]	--Select--	Choose File No file chosen	Mandatory
2	Allotment Letter [Original Copy]	--Select--	Choose File No file chosen	Optional
3	Caste Certificate [Original Copy]	--Select--	Choose File No file chosen	Optional
4	Character Certificate [Original Copy]	--Select--	Choose File No file chosen	Mandatory
5	Domicile Certificate [Original Copy]	--Select--	Choose File No file chosen	Optional
6	EPVS Certificate [Original Copy]	--Select--	Choose File No file chosen	Optional
7	Gap Certificate [Original Copy]	--Select--	Choose File No file chosen	Optional
8	High School Marksheet and Certificate [Original Copy]	--Select--	Choose File No file chosen	Mandatory
9	Intermediate Marksheet and Certificate [Original Copy]	--Select--	Choose File No file chosen	Mandatory
10	Migration Certificate / Transfer Certificate [Original Copy]	--Select--	Choose File No file chosen	Mandatory

F. Examination Form:

STUDENT PORTAL

Course: Bachelor of Technology Branch: PL Session: 2022-2023 Exam Type: REGULAR Semester: --Select--

Subject List For Examination Form :-

No Subject Found

STUDENT PORTAL

Course: Bachelor of Technology Branch: PL Session: 2022-2023 Exam Type: REGULAR Semester: VS

Subject List For Examination Form :-

Select	Subject Type	Subject Category	Subject Code	Subject Name
<input checked="" type="checkbox"/>	Theory	Compulsory	TPL451	TECHNOLOGY OF ELASTOMERS
<input checked="" type="checkbox"/>	Theory	Compulsory	TPL495	SEMINAR
<input type="checkbox"/>	Practical	Compulsory	TPL493	INDUSTRIAL TRAINING
<input checked="" type="checkbox"/>	Practical	Compulsory	TPL497	Project
<input checked="" type="checkbox"/>	Both (Theory & Practical)	Compulsory	TPL483	ADVANCED POLYMERIC MATERIALS
<input checked="" type="checkbox"/>	Theory	Elective-I	TPL455	POLYMER BLENDS AND ALLOYS
<input checked="" type="checkbox"/>	Theory	Elective-II	TPL459	POLYMER ADHESIVES AND FOAMS
<input type="checkbox"/>	Theory	Open Elective-I	EIT467	Human Computer Interaction
<input type="checkbox"/>	Theory	Open Elective-I	OBE433	Principals of Bio Chemical Engineering
<input type="checkbox"/>	Theory	Open Elective-I	OCE491	Environmental Pollution and Management
<input type="checkbox"/>	Theory	Open Elective-I	OCH491	Energy Resources and Utilization
<input type="checkbox"/>	Theory	Open Elective-I	OCS433	Machine Learning
<input checked="" type="checkbox"/>	Theory	Open Elective-I	OEE433	Non Conventional Energy Sources
<input type="checkbox"/>	Theory	Open Elective-I	OET433	Mobile Communication
<input type="checkbox"/>	Theory	Open Elective-I	OET491	Mobile Communication

G. Download Admit Card:

STUDENT PORTAL

Download Admit Card

Course *
Bachelor of Technology

Branch *
PL

Session *
2022-2023

Exam Type *
REGULAR

Semester *
VS

Download

Subject List

Select	Subject Type	Subject Category	Subject Code	Subject Name
<input type="checkbox"/>	Theory	Compulsory	TPL451	TECHNOLOGY OF ELASTOMERS
<input type="checkbox"/>	Theory	Compulsory	TPL455	SEMINAR
<input type="checkbox"/>	Practical	Compulsory	TPL457	Project
<input type="checkbox"/>	Both (Theory & Practical)	Compulsory	TPL453	ADVANCED POLYMERIC MATERIALS
<input type="checkbox"/>	Theory	Elective-I	TPL456	POLYMER BLENDS AND ALLOYS
<input type="checkbox"/>	Theory	Elective-II	TPL459	POLYMER ADHESIVES AND FOAMS
<input type="checkbox"/>	Theory	Open Elective-I	OEE433	Non Conventional Energy Sources

H. Even Semester Registration:

STUDENT PORTAL

Even Semester Registration

Current Semester
VII
[Session 2022-2023]

Even Semester
VIII
[Session 2022-2023]

Register Fee Even Semester

I. Grievance:

STUDENT PORTAL

Grievance

REGISTER NEW GRIEVANCE

REGISTERING GRIEVANCE DETAILS

To:

Subject:

Grievance Details:

J. RESULT : Faculty has to fill the sessional marks for that faculty has to create test type and then set test parameter and after that sessional mark all to be enter before.

STUDENT PORTAL

RESULT

Session: Course: Branch: Exam Type: Year:

Result Details >

K. Download Study Material:

The screenshot shows the HBTU ERP Student Portal. The left sidebar contains the following links: Faculty Feedback, Student Registration, Convocation Form, Print Registration Form, Download Registration Card, Enrollment Registration, Even Semester Registration, Examination Form, Download Admit Card, Register Grievance, Result, Course Study Management, Download Study Material (highlighted), Change Password, and Student Fee Management. The main content area is titled 'Download Study Material' and features a search form with the following fields: Session (dropdown), Course (dropdown), Branch (dropdown), Year-Sem (dropdown), and Subject (dropdown). A 'Reset' button is located below the Subject field. To the right of the search form, there is a section titled 'Study Document Details' which displays the message 'No Study Documents Found' in red text. The top of the page shows the HBTU Kanpur logo and the user's name 'NEELAM'. The bottom of the page shows a Windows taskbar with the date and time '12:11 PM 12/28/2022'.

L. Change Password

The screenshot shows the HBTU ERP Student Portal with the 'Change Password' page selected. The left sidebar is identical to the previous screenshot, with 'Change Password' highlighted. The main content area is titled 'Change Password' and contains a form with the following fields: User Name (text field, value: 'NEELAM1234567890123456'), Old Password (text field), New Password (text field), and Confirm Password (text field). There are 'Submit' and 'Reset' buttons at the bottom of the form. The top of the page shows the HBTU Kanpur logo and the user's name 'NEELAM'. The bottom of the page shows a Windows taskbar with the date and time '12:12 PM 12/28/2022'.

M. Student fee Management

M.1_Scholarship Payment :

The screenshot displays the HBTU ERP Student Portal interface. On the left is a vertical navigation menu with options: Faculty Feedback, Student Registration, Convocation Form, Print Registration Form, Download Registration Card, Enrollment Registration, Even Semester Registration, Examination Form, Download Admit Card, Register Grievance, Result, Course Study Management, Change Password, Student Fee Management, Scholarship Payment (highlighted), Course Fee Payment, VIEW ICICI BANK Payment Sta, and VIEW AXIS BANK Payment Sta. The main content area is titled 'Scholarship Payment' and contains a form with the following fields: Course (Bachlor of Technology), Branch (PL), Session (2022-2023), and Year (a dropdown menu). Below these fields is a red note: 'Note: Kindly wait for 3 days for Payment Receipt if your payment is successful and you first "Payment Successful" message for your transaction or amount is deducted from your bank account but you did not first "Payment Successful" message for your transaction or you generate any other form'. The form also includes a 'Scholarship Amount' field with a rupee symbol and a 'Make Payment' button. The top of the page shows the HBTU Kanpur logo and the user's name 'NEELAM'.

M.2_Course Fee Payment:

The screenshot displays the HBTU ERP Student Portal interface, similar to the previous one. The left navigation menu is the same, but 'Course Fee Payment' is highlighted. The main content area is titled 'Course Fee Payment' and contains a form with the following fields: Course (Bachlor of Technology), Branch (PL), Session (2022-2023), and Year (a dropdown menu). Below these fields is a red note: 'Note: Kindly wait for 3 days for Payment Receipt if your payment is successful and you first "Payment Successful" message for your transaction or amount is deducted from your bank account but you did not first "Payment Successful" message for your transaction or you generate any other form'. The form also includes a 'Course Fee Amount' field with a rupee symbol. The top of the page shows the HBTU Kanpur logo and the user's name 'NEELAM'.

2 HODLogin Examination :

1 CreateTestType:

TestType Details

Course	Semester	Subject Code	Subject Name	Section	Test Type Name	
Bachelor of Technology (Civil Engineering)	3-IV	ECE351	Hydraulics and Hydraulics Machine	CE DECTION	MIS-CLASS TEST 1	Delete
				CE DECTION	TEACHER ASSESSMENT	Delete
				CE DECTION	LAB-CLASS TEST 1	Delete
	4-IV	ECE365	Transportation Engineering-I	CE DECTION	MIS-CLASS TEST 1	Delete
				CE DECTION	TEACHER ASSESSMENT	Delete
				CE DECTION	LAB-CLASS TEST 1	Delete
4-IV	BIT407	Human Computer Interaction	CE DECTION	MIS-CLASS TEST 1	Delete	
			CE DECTION	TEACHER ASSESSMENT	Delete	
			CE DECTION	LAB-CLASS TEST 1	Delete	

2 Set Test Parameters:

Set Test Parameters

Course	Semester	Subject (Subject Code)	Section	Test Name	Test Marks	Max Marks	
Bachelor of Technology - B.Tech Chemical Engineering	1-I	Introduction to Mechanical Engineering (MME101)	ME-SECTION	MIS-CLASS TEST 1	30	30	Delete
			ME-SECTION	TEACHER ASSESSMENT	20	20	Delete

3. Test Marks Entry : This form designed for feeding test marks (sessional) by faculty. Faculty can punch CTI, TA, LAB/CT2 Marks.

Session: 2022-2023 Course: Bachelor of Technology Branch: CS Semester: 4-VS Subject: Project (ECB497)

Submit Cancel Reset

Sr.No	Roll No	Student Name	Select	MSO/CLASS TEST MAX MARKS [0]	TEACHER ASSESSMENT MAX MARKS [50]	LAB - MAX MARKS [0]	TOTAL MAX MARKS [50]
1	190104033	KARAN NISHAD	REGULAR				
2	190104001	ABHJEET SINGH	REGULAR				
3	190104002	ABHISHEK KUMAR	REGULAR				
4	190104003	ABHISHEK VISHVAKADMA	REGULAR				
5	190104004	ABHISHEK YADAV	REGULAR				
6	190104005	ADITYA KUSHWAHA	REGULAR				
7	190104006	ADITYA PRATAP SINGH	REGULAR				
8	190104007	AKASH GUPTA	REGULAR				

3. Faculty Login.

4. Internal Exam Section: Test Marks Entry: This form designed for feeding test marks (sessional) by faculty. Faculty can punch CTI, TA, LAB/CT2 Marks.

HARICOURT BUTLER TECHNICAL UNIVERSITY, NAWABGANJ

Session: 2022-2023 Course: Bachelor of Technology Branch: CS Semester: 3-V Subject: Database Management System (EC3353)

Submit DOWN LOAD IS ANK AWARD SHEET Reset

Sr.No	Roll No	Student Name	Select	MAX / CLASS TEST 1 / MAX MARKS (15)	TEACHER ASSESSMENT / MAX MARKS (20)	LAB / CLASS TEST 2 / MAX MARKS (15)	TOTAL MAX MARKS (50)
1	200104073	VAIBHAV KUMAR	REGULAR				
2	200103011	ANJALI VERMA	REGULAR				
3	200103054	ROHIT MULTANI	REGULAR				
4	200104001	AAKASH DEEP SINGH	REGULAR				
5	200104002	ABHAY PRATAP SINGH	REGULAR				
6	200104003	ABHAY SINGH VERMA	REGULAR				
7	200104004	ABHISHEK BAJPAY	REGULAR				
8	200104005	ABHISHEK KUMAR	REGULAR				

End Semester ExamSection: End Semester MarksEntry : Thisformdesigned forfeedingESMmarkbyfaculty.

HARICOURT BUTLER TECHNICAL UNIVERSITY, NAWABGANJ

Session: 2022-2023 Student Status: REGULAR - RE-ADMISSION Course: Bachelor of Technology Branch: CS Semester: 3-V Subject: Database Management System (EC3353)

Submit DOWN LOAD IS ANK AWARD SHEET Reset

Select All	Sr.No	Student Status	Roll No	Student Name	MAX MARKS	MARKS OBTAINED
<input checked="" type="checkbox"/>	1	REGULAR	200104073	VAIBHAV KUMAR	50	
<input checked="" type="checkbox"/>	2	REGULAR	200103011	ANJALI VERMA	50	
<input checked="" type="checkbox"/>	3	REGULAR	200103054	ROHIT MULTANI	50	
<input checked="" type="checkbox"/>	4	REGULAR	200104001	AAKASH DEEP SINGH	50	
<input checked="" type="checkbox"/>	5	REGULAR	200104002	ABHAY PRATAP SINGH	50	
<input checked="" type="checkbox"/>	6	REGULAR	200104003	ABHAY SINGH VERMA	50	
<input checked="" type="checkbox"/>	7	REGULAR	200104004	ABHISHEK BAJPAY	50	
<input checked="" type="checkbox"/>	8	REGULAR	200104005	ABHISHEK KUMAR	50	
<input checked="" type="checkbox"/>	9	REGULAR	200104006	ADITI SINGH	50	

ENDSEMUFMMARKS ENTRY : ThisisforfeedingmarkasperUFMMarksdesignedbyUFM committee.

Harcourt Butler Technical University, Nawabganj

100% Quality

Not secure | erp.hbtu.co.in/Home.aspx?title=ourgroup

Dashboard

- Faculty Profile
- Leave Management
- Attendance
- Course Study Management
- Examination
 - Internal - Exams Section
 - Test Marks Entry
 - End Semester - Exams Section
 - End Semester Marks Entry
 - Report Section
 - UFM Management
 - END SEM UFM MARKS ENTRY
- Security

New Marks Entry / View Submitted Marks Entry

Session: 2022-2023 Student Status: REGULAR, RE-ADMISSION, EX-STU Course: Bachelor of Technology Specialization: CS Semester: 3-V

Subject: Database Management System (EC093)

Submit Download and Blank Answer Sheet Result

Select All	Sl No	Student Status	Roll No	Student Name	MAX MARKS	MARKS OBTAINED
<input checked="" type="checkbox"/>	1	REGULAR	100104075	VADHAV KUMAR	50	
<input checked="" type="checkbox"/>	2	REGULAR	200103011	ARJUN VERMA	50	
<input checked="" type="checkbox"/>	3	REGULAR	200103054	ROHIT MULLAH	50	
<input checked="" type="checkbox"/>	4	REGULAR	200104001	ANAND DEEP SINGH	50	
<input checked="" type="checkbox"/>	5	REGULAR	200104002	ABHAY PRATAP SINGH	50	
<input checked="" type="checkbox"/>	6	REGULAR	200104003	ABHAY SINGH VERMA	50	
<input checked="" type="checkbox"/>	7	REGULAR	200104004	ABHISHEK RAJPA	50	
<input checked="" type="checkbox"/>	8	REGULAR	200104005	ABHISHEK KUMAR	50	
<input checked="" type="checkbox"/>	9	REGULAR	200104006	ADITI SINGH	50	
<input checked="" type="checkbox"/>	10	REGULAR	200104007	AKASH BHATT	50	
<input checked="" type="checkbox"/>	11	REGULAR	200104008	AKASH SINGH	50	

66°F Sunny 1:08 PM 12/28/2022

5. Examination Form : Firstly fill student fill examination form then generate student verification card go to COE office.

Harcourt Butler Technical University, Nawabganj

100% Quality

Not secure | erp.hbtu.co.in/Home.aspx?title=ourgroup

Dashboard

- End Marks Management
- Academic Office
- Report Section
- Examination Section
 - Student Verification Card
 - Student Examination Form
- SAAC
- Examination
 - Internal - Exams Section
 - Create Test Type
 - Set Test Parameters
 - Test Marks Entry
 - Test Marks Entry Now
 - End Semester - Exams Section
 - End Semester Marks Entry
 - Report Section

Examination Form

Session: 2021-2022 Course: Master of Computer Application Branch: MCA Exam Type: REGULAR Semester: V

Student: 100401006 (AKASH KUMAR)

Submit Reset Update

Subject List For Examination Form

Select	Subject Type	Subject Category	Subject Code	Subject Name
<input type="checkbox"/>	Theory	Compulsory	ECAD06	Mobile Computing
<input type="checkbox"/>	Both (Theory & Practical)	Compulsory	ECAD01	Software Project Management
<input type="checkbox"/>	Both (Theory & Practical)	Compulsory	ECAD03	Data Warehousing Data Mining
<input type="checkbox"/>	Theory	Elective-I	ECAD15	Machine Learning
<input type="checkbox"/>	Theory	Elective-II	ECAD38	Cryptography & Network Security

66°F Sunny 1:24 PM 12/28/2022

COE Login.
Examination Section:
Student Verification Card:

Harcourt Butler Technical University, Nawabganj

Student Verification Card

Session: 2022-2023 Course: Bachelor of Technology Branch: CE Exam Type: REGULAR Year Sem: VI

DOWNLOAD VERIFICATION CARD

Student List

Sr No	Roll No	Student Name	AdmitCard Permission
1	190102001	ABHISHEK KUMAR	Permitted
2	190102002	ABHISHEK SINGH	Permitted
3	190102003	ADITYA PRATAP SINGH	Permitted
4	190102004	ADITYA SARRAF	Permitted
5	190102005	ALOK NAYAK	Permitted
6	190102006	AMAN KUMAR	Permitted
7	190102007	AMRISH CHAUDHARY	Permitted
8	190102008	AMIT KUMAR KAUSHAL	Permitted
9	190102009	ANKIT SINGH	Permitted
10	190102010	ANURAG YADAV	Permitted
11	190102011	ARYUSH KUMAR	Permitted
12	190102012	ARYUSH RAO	Permitted
13	190102013	HIMANSHU YADAV	Permitted
14	190102014	JATINDER PAL SINGH	Permitted
15	190102015	MAHAVEER JAIN	Permitted

Report Section: Faculty Exam Reports:

Harcourt Butler Technical University, Nawabganj

Faculty Exam Reports

Report: --Select-- Session: --Select-- Course: --Select-- Branch: --Select-- Semester Type: --Select--

Semester: --Select All-- Export To: PDF Excel View Export Reset

Report Details

javascript:alert('Examination/Reports.aspx?pe=1111&uid=146&title=Faculty Exam Reports...')

Subject Wise Mark Fill Status: This is for report generation that tells whom faculty has filled then ESM/Sessional mark and has not filled.

The screenshot shows the 'Subject Wise Mark Fill Status' report generation interface. The left sidebar contains a menu with options: Test Marks Entry, Test Marks Entry New, End Semester - Exams Section, End Semester Marks Entry, Report Section, Reports, Faculty Exam Reports, Subject Wise Mark Fill Status, Student Data Template, Tabulation Register Status, Degree Data Report, NAD Degree Data, Type1 Report, Semester Wise Result, Tabulation Register, Marksheet Printing, and Transcript Printing. The main content area has a title bar 'HARICOURT BUTLER TECHNICAL UNIVERSITY, NAWABGANJ' and a sub-header 'Subject Wise Mark Fill Status'. Below this, there are several dropdown menus for Session, Course, Branch, Semester Type, and Semester, all currently set to '--Select--'. There are also checkboxes for 'Mark Fill Status' and 'Exam Type', both set to '--All--'. An 'Export To' dropdown is set to 'C:\PF\Excel'. At the bottom of the form are three buttons: 'View', 'Export', and 'Reset'. The browser's address bar shows 'erp.hbtu.co.in/ehome.aspx?title=ourgroup'. The Windows taskbar at the bottom shows the date and time as 1:30 PM on 12/28/2022.

Student Data Template: This report generates vertical data to horizontal format of student record.

The screenshot shows the 'Student Data Template' report generation interface. The left sidebar is the same as in the previous screenshot. The main content area has a title bar 'HARICOURT BUTLER TECHNICAL UNIVERSITY, NAWABGANJ' and a sub-header 'Student Data Template'. Below this, there are several dropdown menus for Session, Course, Branch, Year, and Semester, all currently set to '--Select--'. There is also a dropdown for 'Exam Type' set to '--All--'. An 'Export To' dropdown is set to 'C:\PF\Excel'. At the bottom of the form are three buttons: 'View', 'Export', and 'Reset'. The browser's address bar shows 'erp.hbtu.co.in/ehome.aspx?title=ourgroup'. The Windows taskbar at the bottom shows the date and time as 1:31 PM on 12/28/2022.

Tabulation Register Status: After mark submission Tabulator registration is prepared of student. Whose SGPA/CGPA Pass/PCP/ Fail status is maintained.

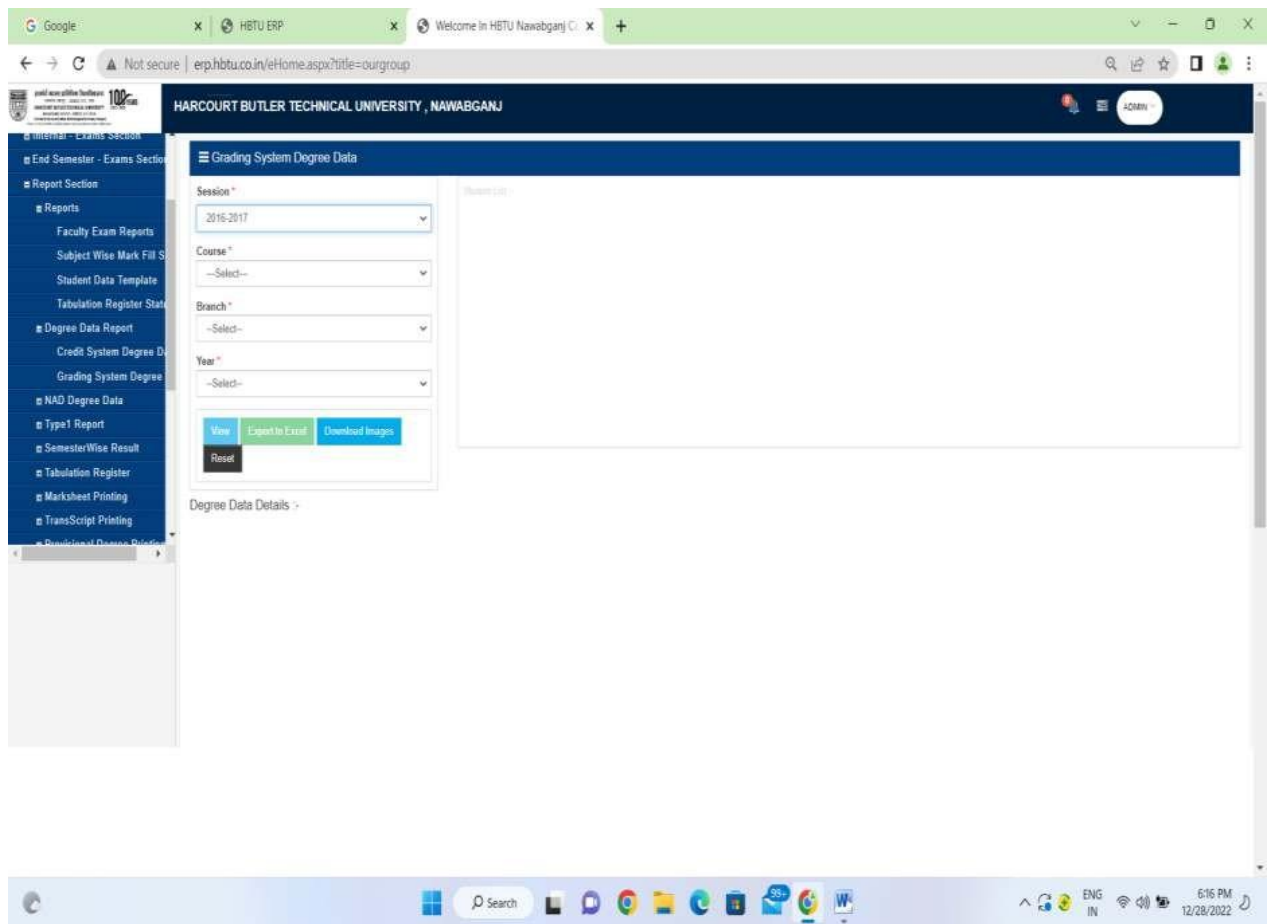
The screenshot displays the HBTU ERP interface. The left sidebar contains a menu with options like 'Test Marks Entry', 'End Semester - Exams Section', 'Report Section', and 'Reports'. The main content area is titled 'Tabulation Register Status'. It features several dropdown menus for 'Session', 'Course', 'Branch', 'Semester Type', and 'Semester'. Below these are buttons for 'View', 'Export', and 'Reset'. An 'Export To' section shows 'CPIR' and 'Excel' options. The bottom of the screen shows a Windows taskbar with the date 12/28/2022 and time 1:32 PM.

Degree Data Report:

Credit System Degree Data : This form generated degree data in format designed by vendor for degree.

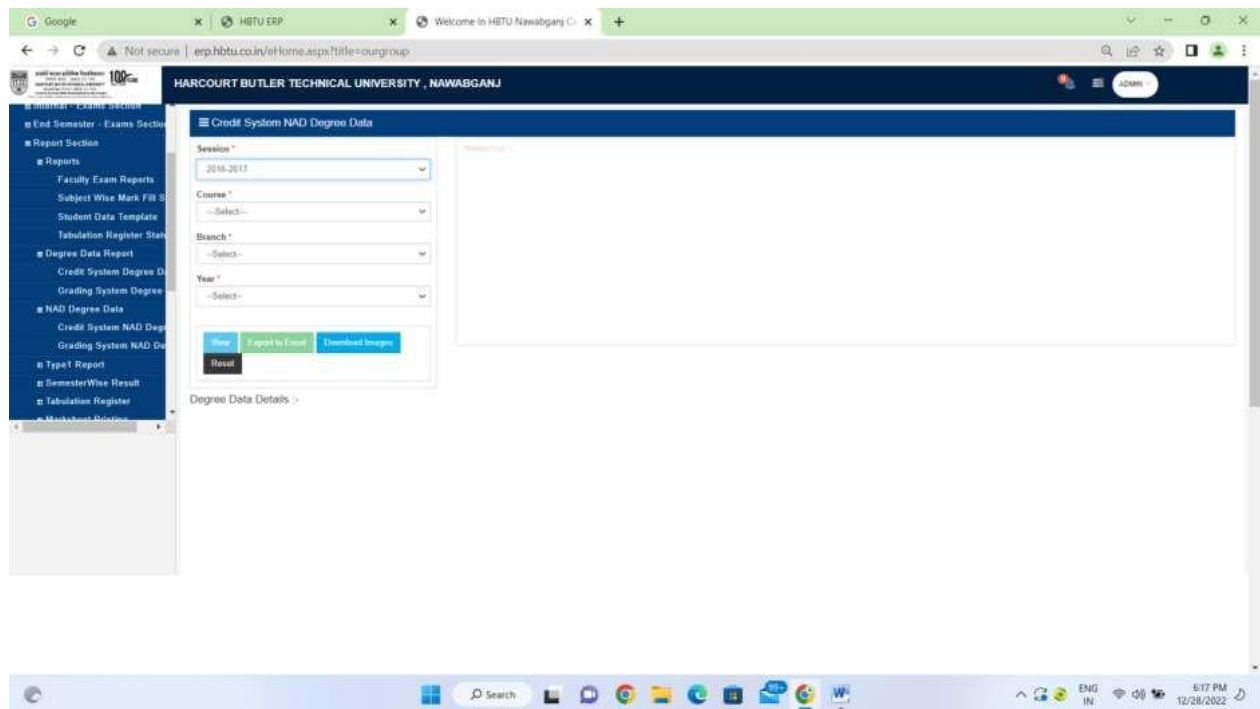
The screenshot shows the 'Credit System Degree Data' page in the HBTU ERP system. The left sidebar is the same as in the previous image. The main content area has a form with dropdown menus for 'Session', 'Course', 'Branch', and 'Year'. Below the form are buttons for 'View', 'Export to Excel', and 'Download Degree'. The bottom of the screen shows a Windows taskbar with the date 12/28/2022 and time 5:15 PM.

Grading System Degree Data : This form generated degree data in format designed by vendor for degree.

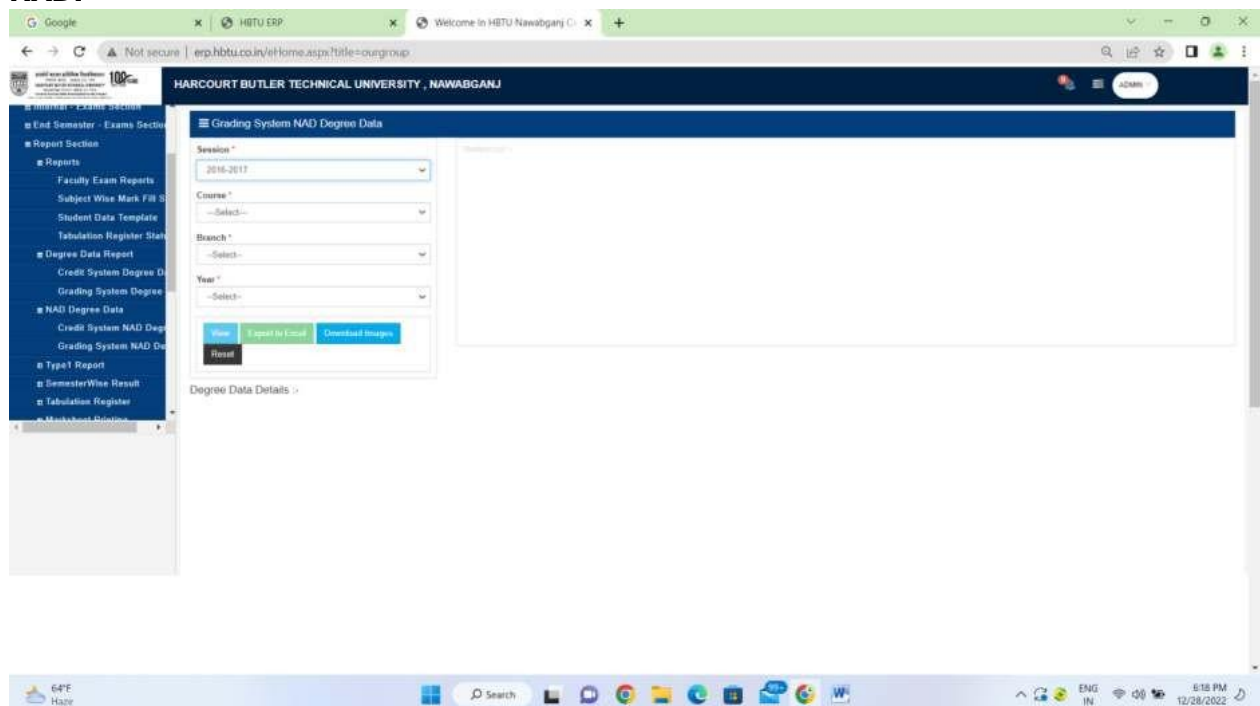


NAD Degree Data:

Credit System NAD Degree Data: It will create degree data faculty used to upload in NAD.



Grading System NAD Degree Data : It will create degree data faculty used to upload in NAD.



TYPE1 Report:

Convert Credit TR to HBTU OLD Format:

Google | HBTU ERP | Welcome in HBTU Nawabganj

Not secure | erp.hbtu.co.in/efhome.aspx?title=ourgroup

HARCOURT BUTLER TECHNICAL UNIVERSITY, NAWABGANJ

Convert Credit TR to HBTU OLD Format

All Student TR | Particular Student TR | New TR | View TR

Session * 2022-2023 Course * --Select-- Branch * --Select-- Exam Type * --Select-- Year * --Select--

Select All Student

Submit | Download Data | Import to Excel | Export to Excel | Result

Student List | Total Student: 0

64°F Haze | Search | 6:18 PM 12/28/2022

Convert Grading TR to HBTU OLD Format:

Google | HBTU ERP | Welcome in HBTU Nawabganj

Not secure | erp.hbtu.co.in/efhome.aspx?title=ourgroup

HARCOURT BUTLER TECHNICAL UNIVERSITY, NAWABGANJ

Convert Grading TR to HBTU OLD Format

All Student TR | Particular Student TR | View TR

Session * 2022-2023 Course * --Select-- Branch * --Select-- Exam Type * --Select-- Year * --Select--

Select All Student

Export to Excel | Result

Student List | Total Student: 0

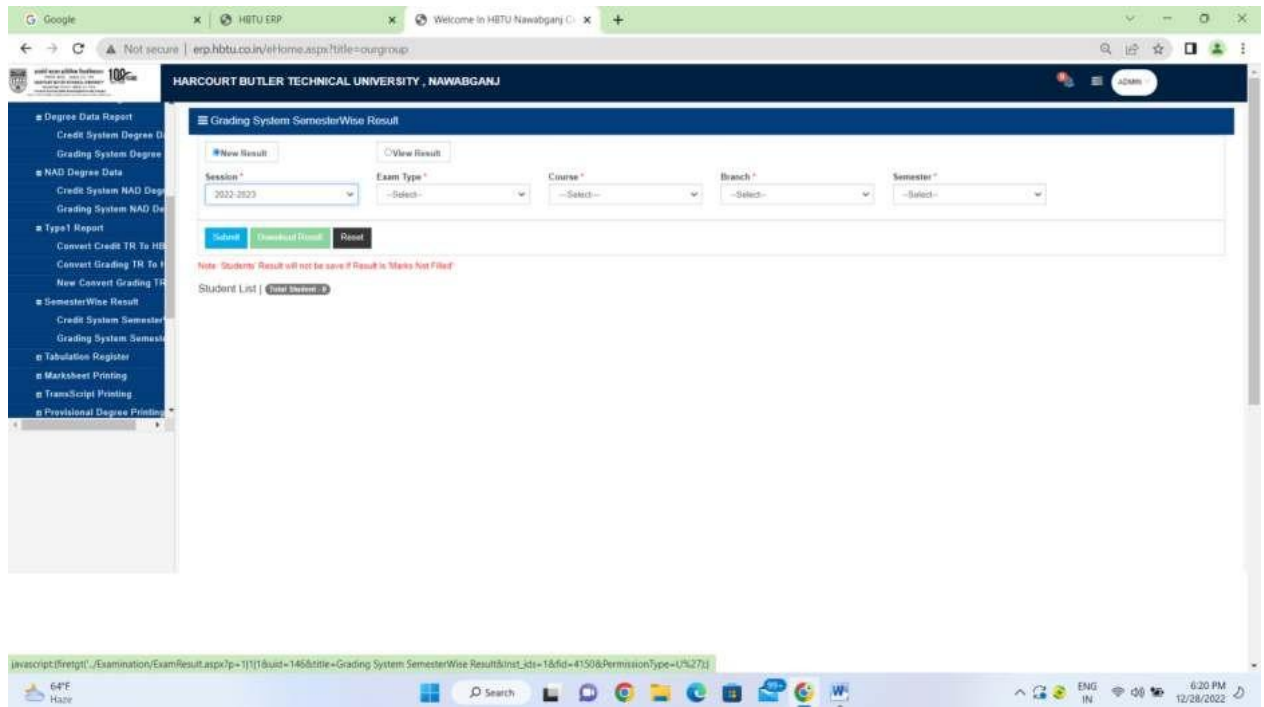
64°F Haze | Search | 6:19 PM 12/28/2022

New Convert Grading TR to HBTU OLD Format:

Semester Wise Result:

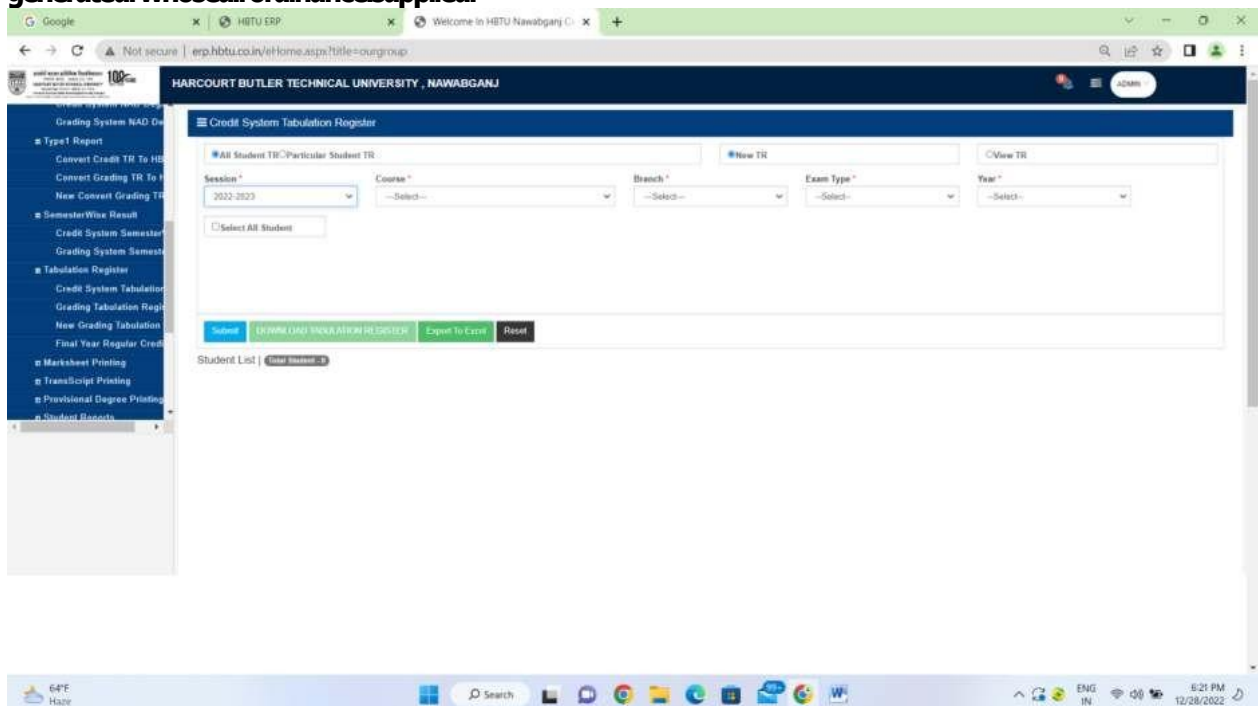
Credit System SemesterWise Result: After filling marks by faculty semester wise result is generated. whose all ordinance is applied.

Grading System SemesterWise Result: After filling marks by faculty semester wise result is generated. whose all ordinance is applied.



Tabulation Register:

Credit System Tabulation Register : After filling marks by faculty semester wise result is generated. whose all ordinance is applied.



Grading Tabulation Register:

Google | HBTU ERP | Welcome in HBTU Nawabganj

Not secure | erp.hbtu.co.in/ef/home.aspx?title=ourgroup

HARCOURT BUTLER TECHNICAL UNIVERSITY, NAWABGANJ

Grading Tabulation Register

All Student TR / Particular Student TR | New TR | View TR | TR Date: DDMMYYYY | After Correction

Session: 2022-2023 | Course: --Select-- | Branch: --Select-- | Exam Type: --Select-- | Year: --Select--

Submit | DISMISS (ONLY STUDENT/ADMIN REGISTERS) | Export to Excel | Reset

Student List | Total Student: 0

64°F Hazy | Search | ENG IN | 5:21 PM 12/28/2022

New Grading Tabulation Register: After filling marks by faculty semester wise result is generated. whose all ordinance is applied.

Google | HBTU ERP | Welcome in HBTU Nawabganj

Not secure | erp.hbtu.co.in/ef/home.aspx?title=ourgroup

HARCOURT BUTLER TECHNICAL UNIVERSITY, NAWABGANJ

New Grading Tabulation Register

All Student TR / Particular Student TR | New TR | View TR | TR Date: DDMMYYYY | After Correction

Session: 2022-2023 | Course: --Select-- | Branch: --Select-- | Exam Type: --Select-- | Year: --Select--

Submit | DISMISS (ONLY STUDENT/ADMIN REGISTERS) | Export to Excel | Reset

Student List | Total Student: 0

64°F Hazy | Search | ENG IN | 5:21 PM 12/28/2022

Final Year Regular Credit System Tabulation Register: After filling marks by faculty semester wise result is generated. whose all ordinance is applied.

The screenshot shows the HBTU ERP system interface. The left sidebar contains a navigation menu with options like 'Type1 Report', 'Convert Credit TR To H...', 'Convert Grading TR To H...', 'Semester Wise Result', 'Credit System Semester', 'Grading System Semester', 'Tabulation Register', 'Credit System Tabulation', 'Grading Tabulation Register', 'New Grading Tabulation', 'Final Year Regular Credit', 'Marksheet Printing', 'Transcript Printing', 'Provisional Degree Printing', and 'Student Reports'. The main content area is titled 'Final Year Regular Credit System Tabulation Register'. It features a 'New TR' button and a 'View TR' button. Below these are dropdown menus for 'Session' (2022-2023), 'Course' (---Select---), 'Branch' (---Select---), 'Exam Type' (---Select---), and 'Year' (---Select---). There is also a 'Select All Student' checkbox. At the bottom, there are buttons for 'Subnet', 'DOWN LOAD INFORMATION REGISTER', 'Export To Excel', and 'Reset'. A 'Student List' link is also visible.

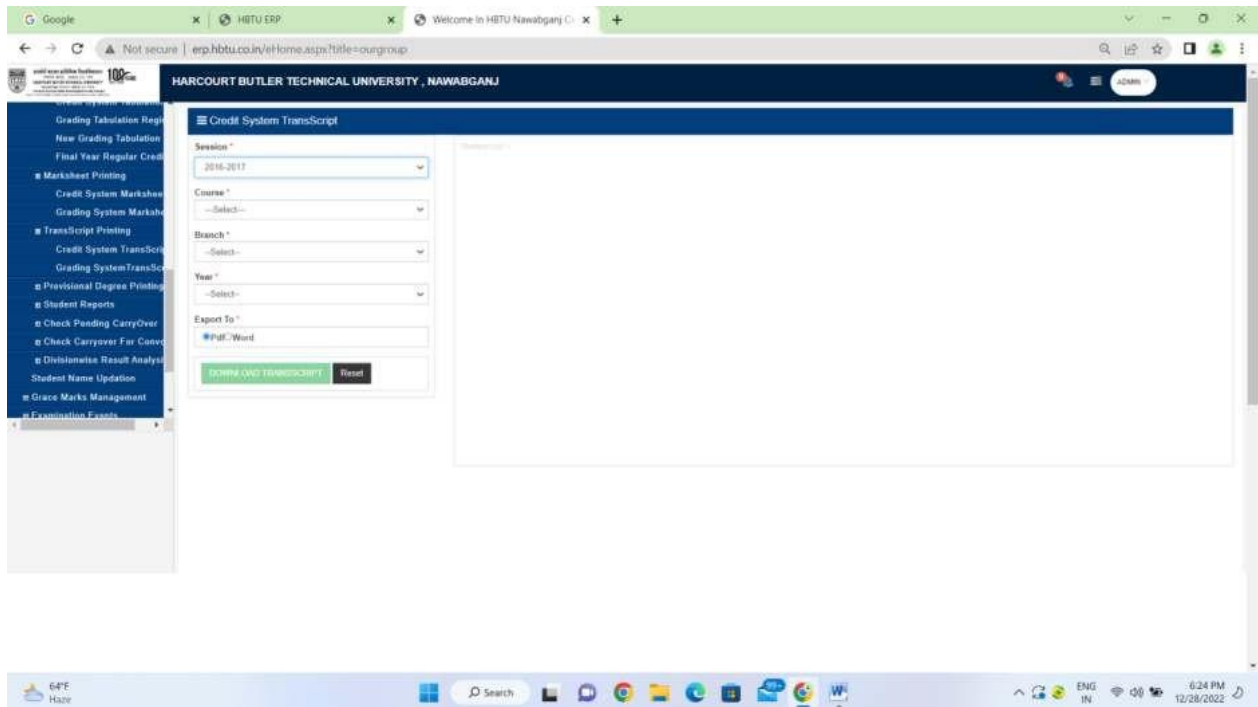
Marksheet Printing:
Credit System Marksheet: It generate marksheet for credit based system student.

The screenshot shows the HBTU ERP system interface for 'Credit System Marksheet'. The left sidebar contains a navigation menu with options like 'Grading Tabulation Register', 'New Grading Tabulation', 'Final Year Regular Credit', 'Marksheet Printing', 'Credit System Marksheet', 'Grading System Marksheet', 'Transcript Printing', 'Provisional Degree Printing', 'Student Reports', 'Check Pending CarryOver', 'Check Carryover For Conv...', 'Divisionwise Result Analysis', 'Student Name Updation', 'Grace Marks Management', 'Examination Events', 'UFM Management', and 'Academic Marks Management'. The main content area is titled 'Credit System Marksheet'. It features a 'Session' dropdown (2016-2017), 'Course' (---Select---), 'Branch' (---Select---), 'Exam Type' (---Select---), 'MarkSheet Type' (---Select---), 'Year' (---Select---), and 'Declaration Date' (DDMMYYYY). There are checkboxes for 'ISSUE DUPLICATE COPY' and 'AKTU'. At the bottom, there are buttons for 'DOWN LOAD', 'Export Student List', and 'Reset'. A JavaScript URL is visible at the bottom of the page: javascript:firegnt('.../Examination/CreditSystemMarksheet.aspx?ip=1111&uid=146&id=Credit System Marksheet&mt_id=1&fd=7193&PermissionType=U/52713').

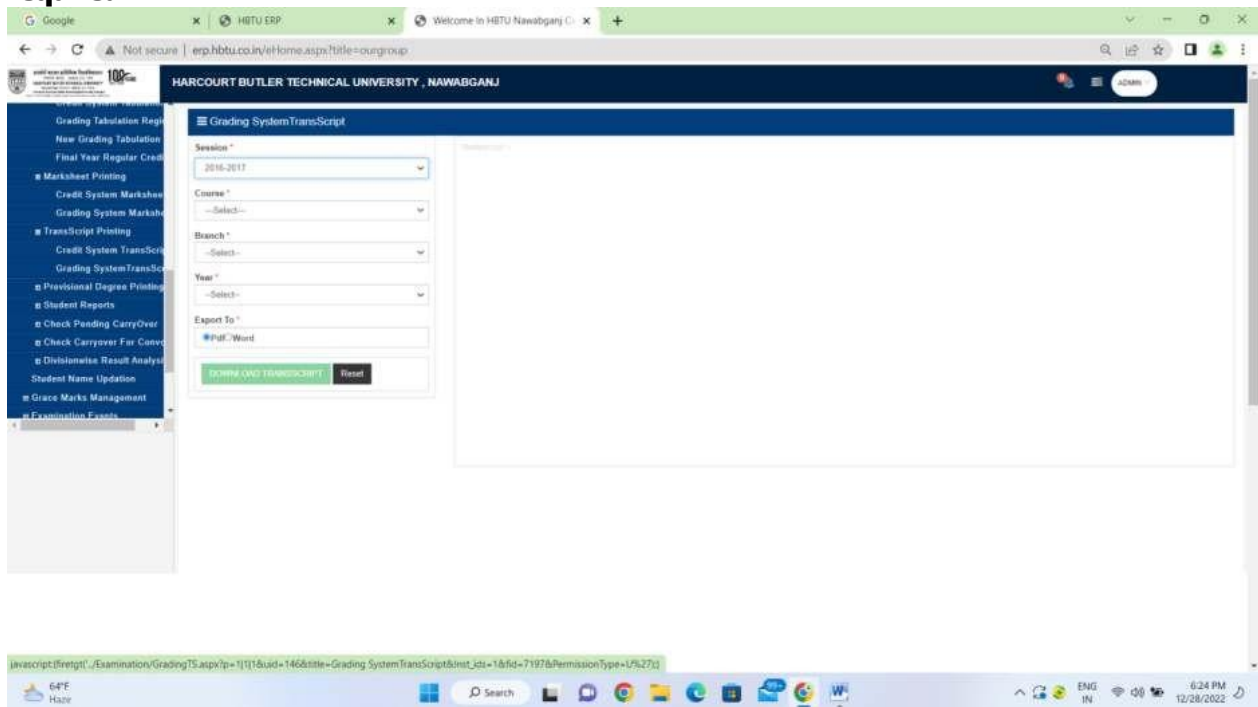
Grading System Marksheet: It generate marksheet for credit based system student.

The screenshot shows a web browser window displaying the HBTU ERP system. The browser's address bar shows the URL `erp.hbtu.co.in/ehome.aspx?title=ourgroup`. The page title is "HARCOURT BUTLER TECHNICAL UNIVERSITY, NAWABGANJ". On the left, a blue sidebar menu lists various options: "Grading Tabulation Reg...", "New Grading Tabulation", "Final Year Regular Credit", "Marsheet Printing", "Credit System Marksheet", "Grading System Marksheet", "Transcript Printing", "Provisional Degree Printing", "Student Reports", "Check Pending CarryOver", "Check Carryover For Control", "Divisionwise Result Analysis", "Student Name Updation", "Grace Marks Management", "Examination Events", "UTM Management", and "Provisional Marks Management". The main content area is titled "Grading System Marksheet" and contains a form with the following fields: "Session" (dropdown menu showing "2016-2017"), "Course" (dropdown menu showing "--Select--"), "Branch" (dropdown menu showing "--Select--"), "Exam Type" (dropdown menu showing "--Select--"), "MarkSheet Type" (dropdown menu showing "--Select--"), "Year" (dropdown menu showing "--Select--"), and "Declaration Date" (text input field showing "DDMMYYYY"). Below these fields are two checkboxes: "ISSUE DUPLICATE COPY" and "SHOW YGPA". At the bottom of the form are three buttons: "DOWN LOAD", "Export Student List", and "Reset". The Windows taskbar at the bottom shows the date and time as "6:23 PM 12/28/2022".

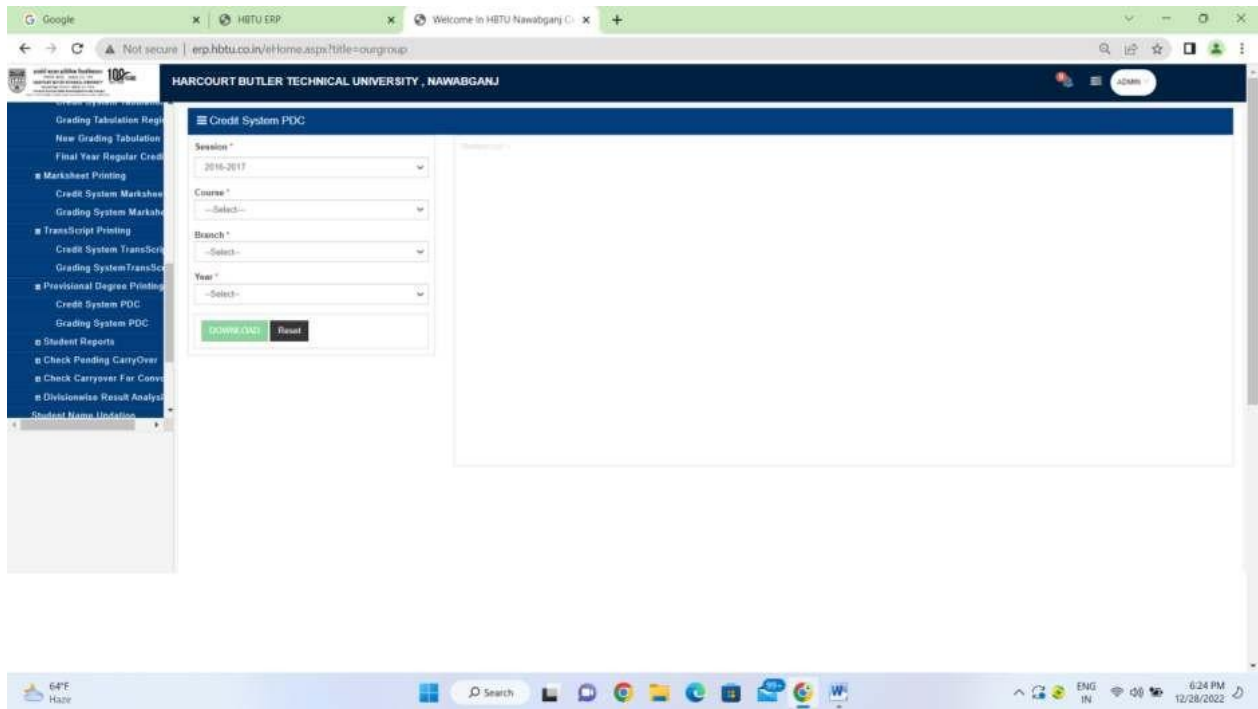
Transcript Printing:
Credit System Transcript:



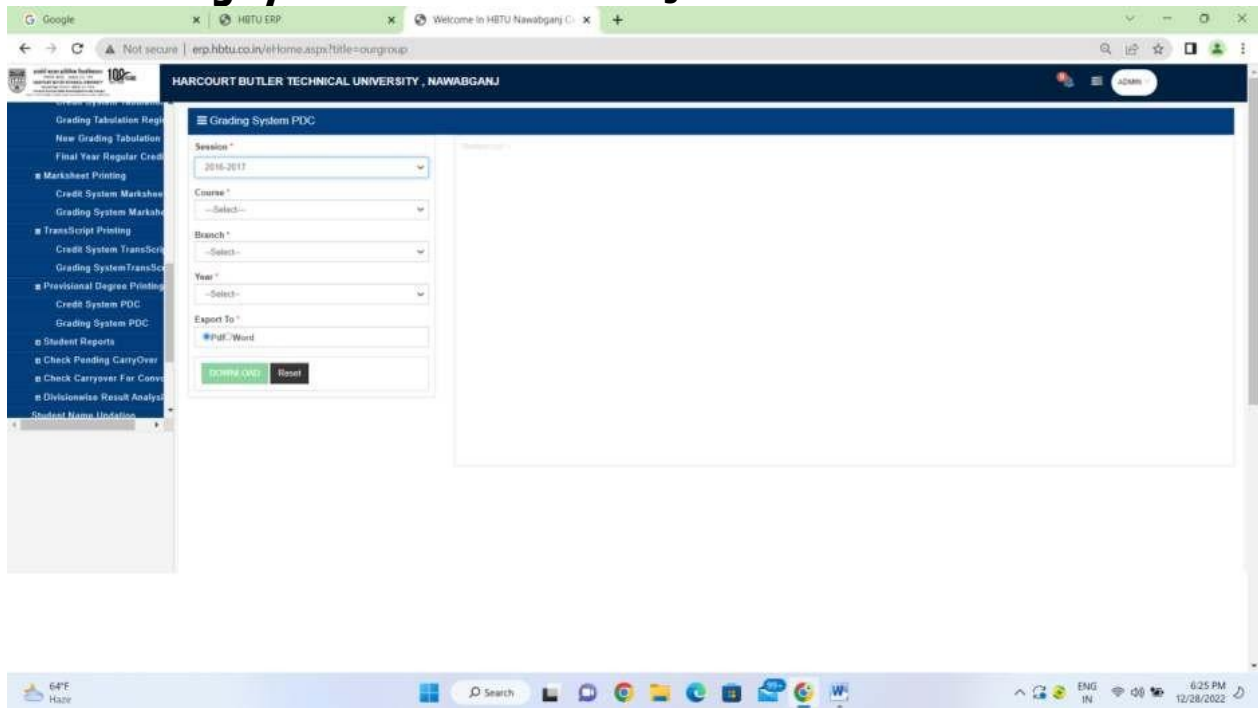
GradingSystemTransScript: Generate transcript for grading based system modification required.



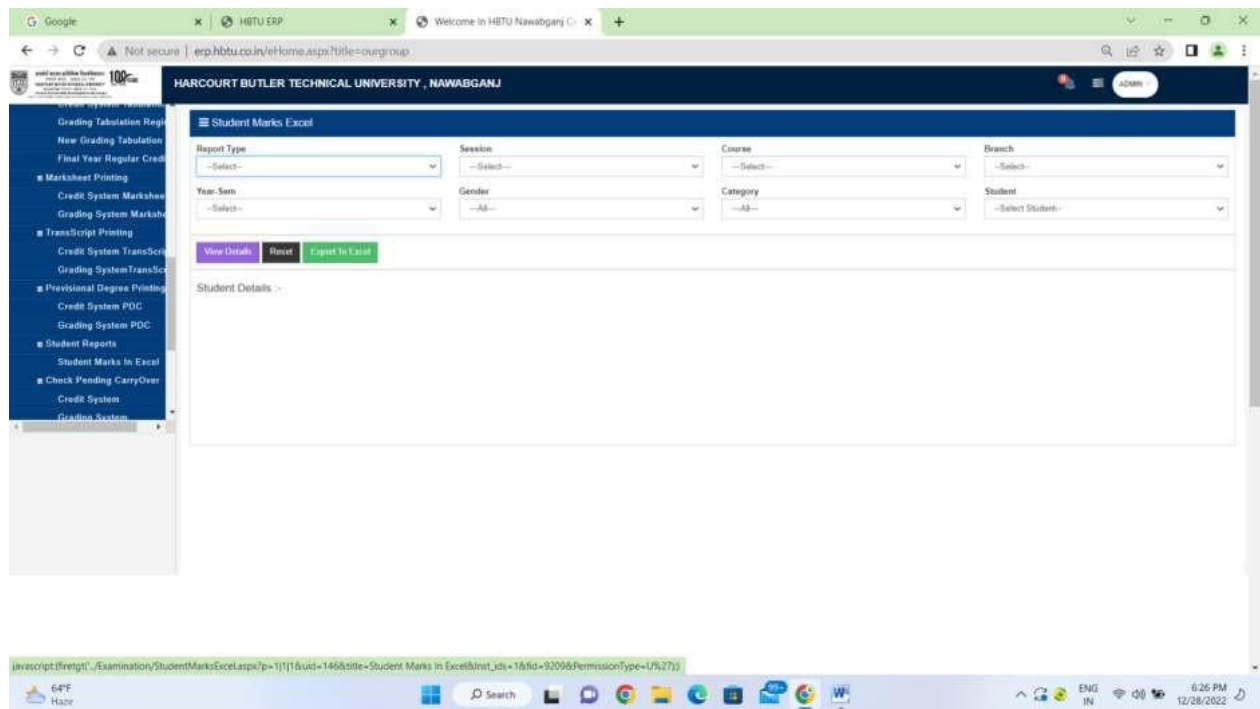
Provisional Degree:
Credit System PDC:



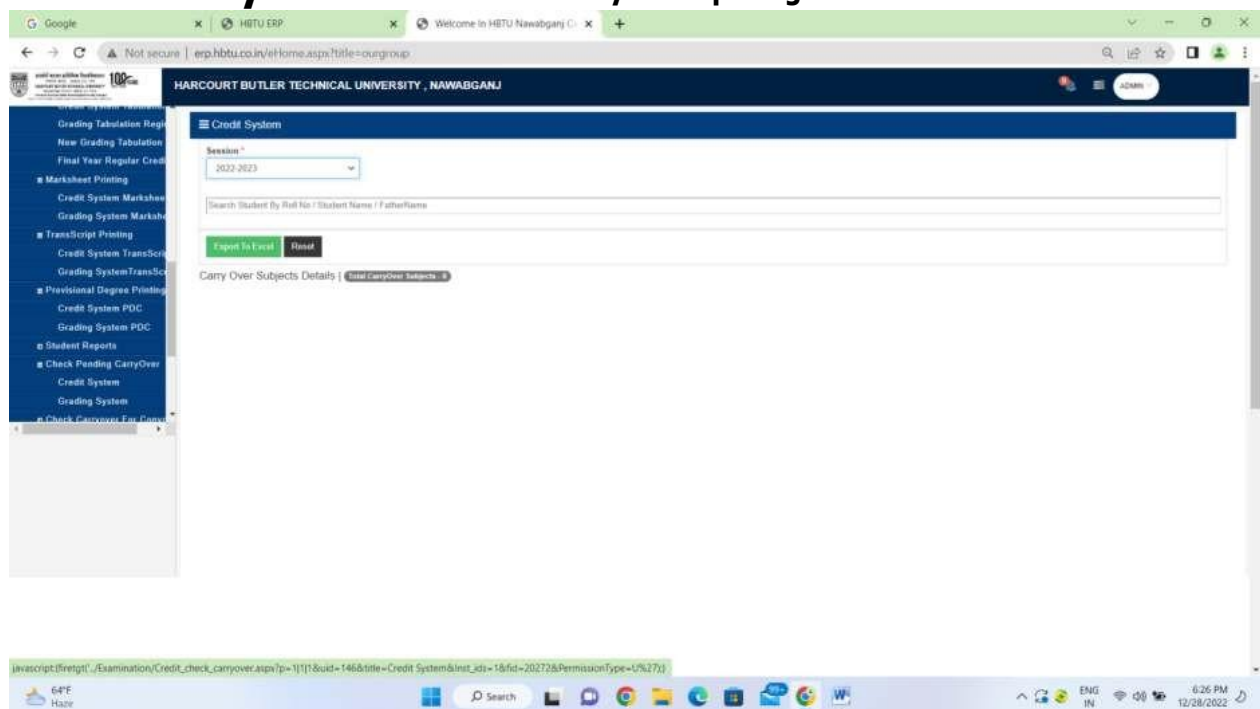
Grading System PDC Generation for Grading based student.



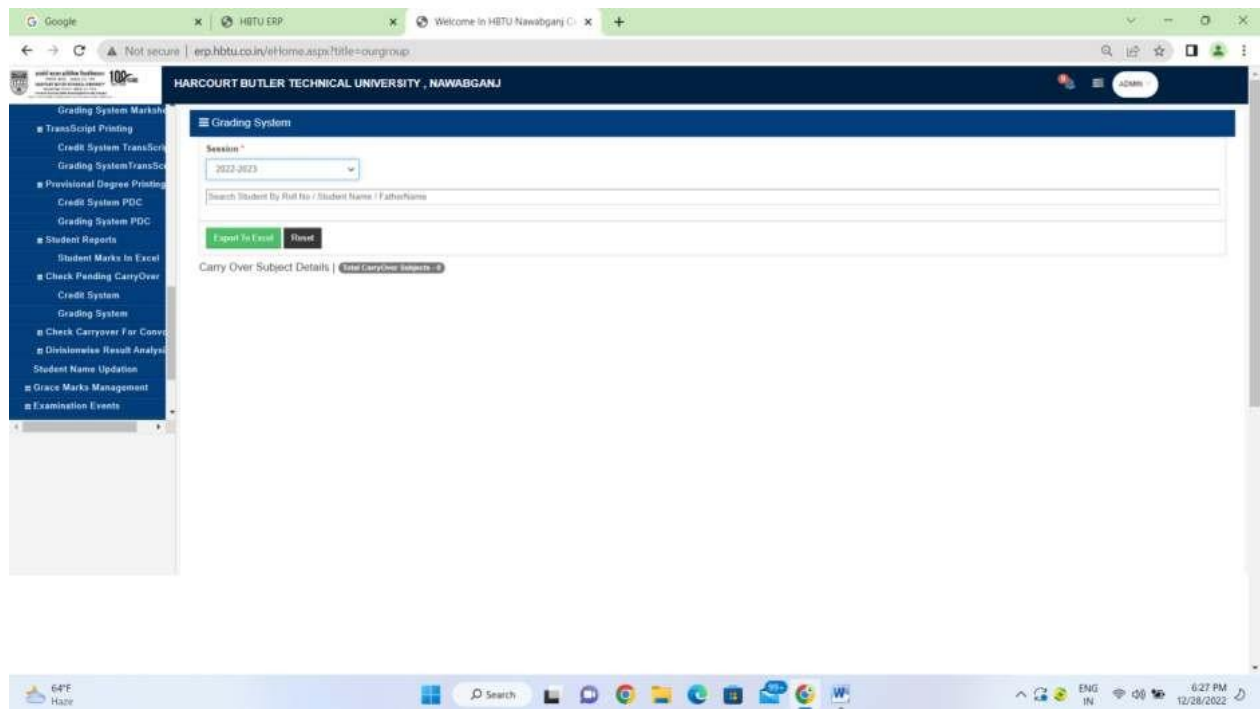
Student Report:
Student Marks Excel:



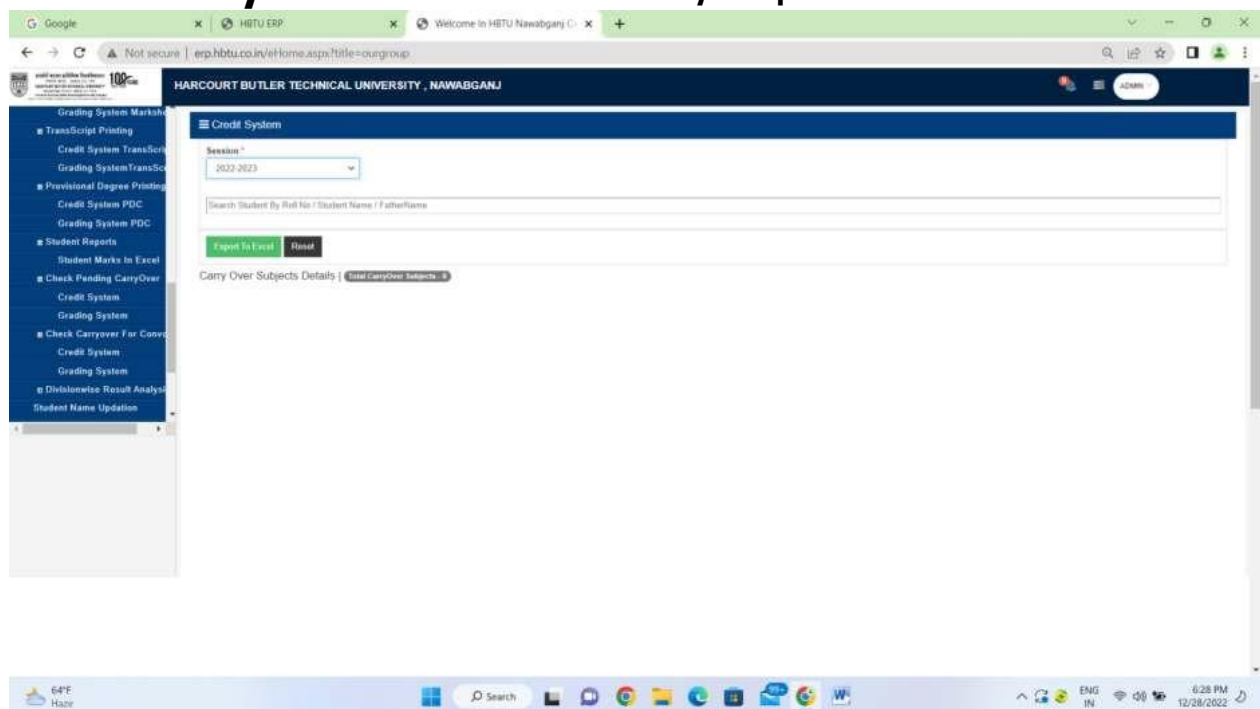
Check Pending Carryover:
Credit System: It tells that student Carryover and pending or not.



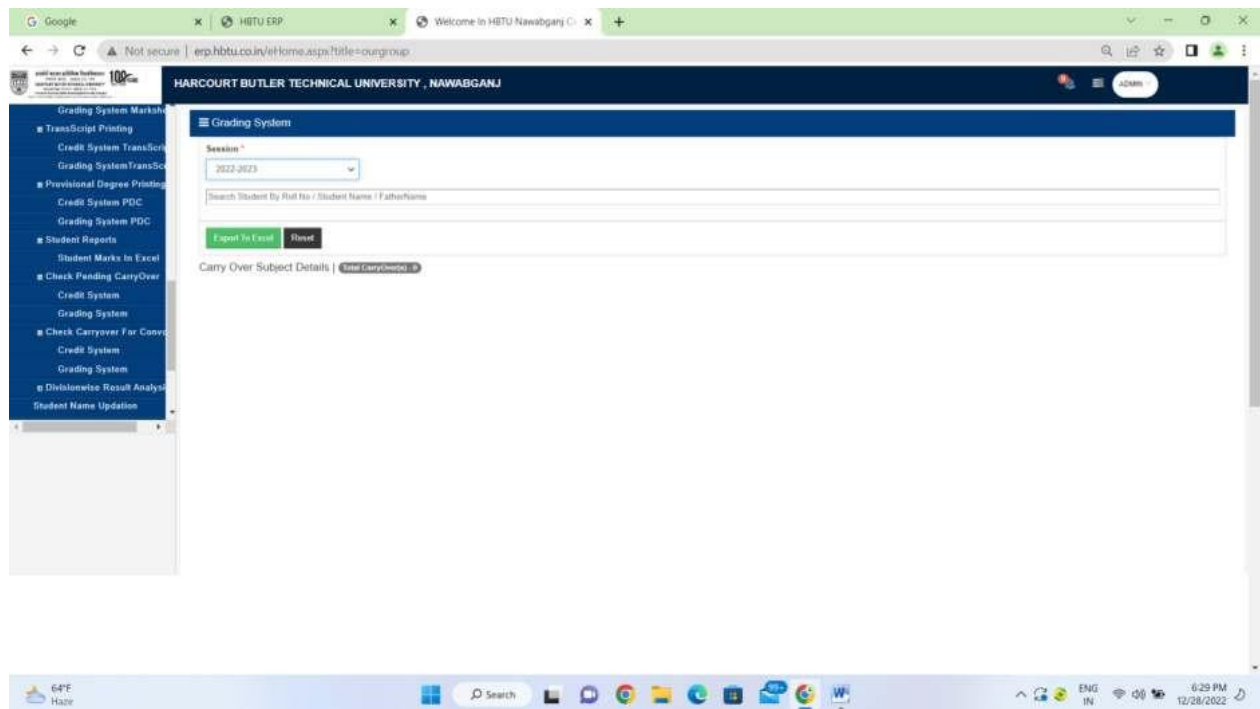
Grading System



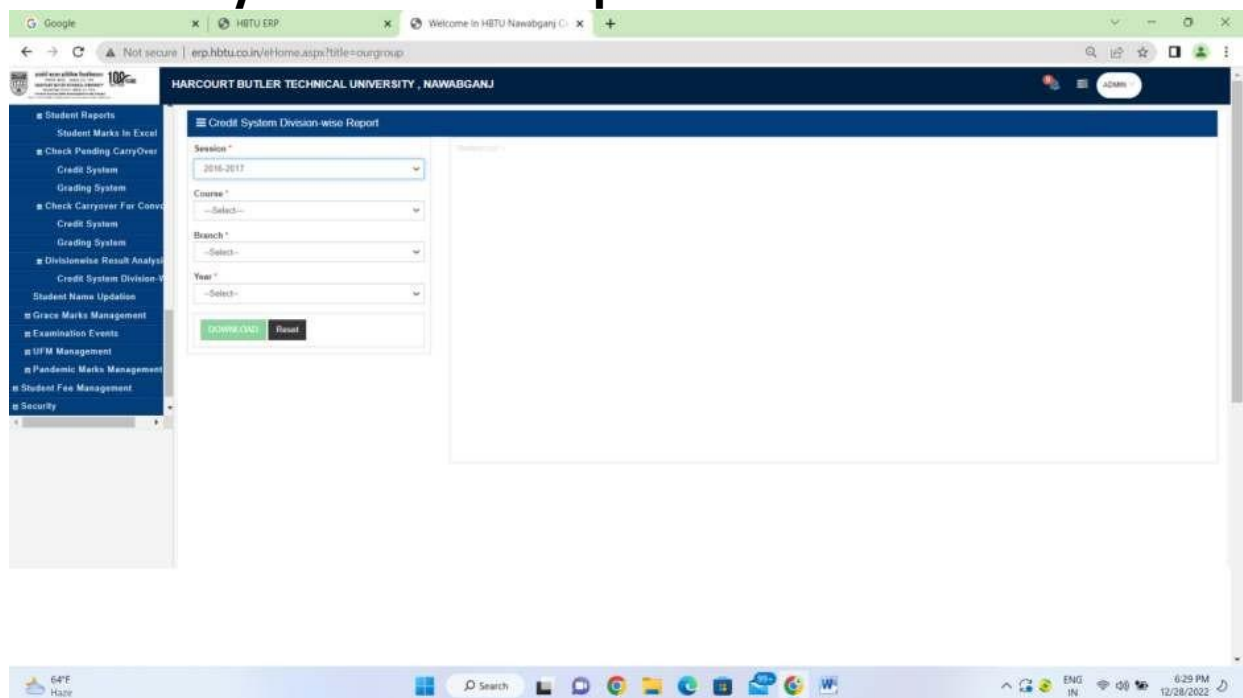
Check Carryover for Convocation:
Credit System: It will tell that student have carryover in past or not.



Grading System



Division wise Result Analysis: Credit System Division-wise Report :



Grace Marks Management

Grace Marks entry: Generate is applied for credit based student.

The screenshot shows the 'Grace Marks entry' form in the HBTU ERP system. The form is titled 'Grace Marks entry' and is located within the 'HARCOURT BUTLER TECHNICAL UNIVERSITY, NAWABGANJ' interface. The form includes several dropdown menus for 'Session', 'Course', 'Branch', 'Year-Sem', and 'Student'. Below these fields are 'Submit' and 'Reset' buttons. The form also displays 'Subjects Details for Grace Marks' and 'All Year Subjects Marks Details' sections, which are currently empty. The left sidebar contains a menu with various options, including 'Student Reports', 'Student Marks in Excel', 'Check Pending CarryOver', 'Credit System', 'Grading System', 'Check Carryover For Conv', 'Divisionwise Result Analysis', 'Credit System Division-V', 'Student Name Updation', 'Grace Marks Management', 'Grace Marks Entry', 'Examination Events', 'UFM Management', and 'Pandemic Marks Management'. The bottom of the screen shows a Windows taskbar with the date and time as 6:30 PM on 12/28/2022.

Examination Event Management

Examination Event: Student result is declared in this module.

The screenshot shows the 'Examination Event Management' form in the HBTU ERP system. The form is titled 'Examination Event Management' and is located within the 'HARCOURT BUTLER TECHNICAL UNIVERSITY, NAWABGANJ' interface. The form includes several dropdown menus for 'Session', 'Course', 'Branch', and 'Examination Event'. Below these fields are 'Submit', 'Reset', and 'Disable' buttons. The form also displays 'Start Date', 'Start Time', 'Start Minute', and 'Start Second' fields. The left sidebar contains a menu with various options, including 'Student Reports', 'Student Marks in Excel', 'Check Pending CarryOver', 'Credit System', 'Grading System', 'Check Carryover For Conv', 'Divisionwise Result Analysis', 'Credit System Division-V', 'Student Name Updation', 'Grace Marks Management', 'Grace Marks Entry', 'Examination Events', 'Examination Event Management', 'UFM Management', and 'Pandemic Marks Management'. The bottom of the screen shows a Windows taskbar with the date and time as 6:30 PM on 12/28/2022.

UFMManagement

END SEM UFM MARKS ENTRY: UFM marks is punched in this module.

The screenshot displays the HBTU ERP interface for the 'END SEM UFM MARKS ENTRY' module. The left sidebar contains a navigation menu with options like 'Grading System', 'Credit System', 'Divisionwise Result Analysis', 'Credit System Division V', 'Student Name Update', 'Grace Marks Management', 'Examination Events', 'UFM Management', 'END SEM UFM MARKS ENTRY', 'Pandemic Marks Management', 'Student Fee Management', 'Security', and 'Signin Support'. The main content area is titled 'END SEM UFM MARKS ENTRY' and includes a sub-header 'New Marks Entry / View Submitted Marks Entry'. Below this, there are dropdown menus for 'Session' (set to 2022-2023), 'Student Status' (set to --Select--), 'Course' (set to --Select--), 'Specialization' (set to --Select--), and 'Year Sem' (set to --Select--). A 'Subject' dropdown is also present, set to --Select--. At the bottom of the form, there are buttons for 'Submit', 'SHOWING 1542 PLANK MARKSHEET', and 'Reset'. The browser's address bar shows the URL 'erp.hbtu.co.in/ehome.aspx?title=ourgroup'.

PandemicMarksManagement

Pandemic MarksEntry: Pandemic marks are punched in this module.

The screenshot displays the HBTU ERP interface for the 'Pandemic Marks Entry' module. The left sidebar contains a navigation menu with options like 'Grading System', 'Credit System', 'Divisionwise Result Analysis', 'Credit System Division V', 'Student Name Update', 'Grace Marks Management', 'Examination Events', 'UFM Management', 'END SEM UFM MARKS ENTRY', 'Pandemic Marks Management', 'Pandemic Marks Entry', 'Student Fee Management', 'Security', and 'Signin Support'. The main content area is titled 'Pandemic Marks Entry' and includes a sub-header 'Pandemic Marks Entry'. Below this, there are dropdown menus for 'Session' (set to 2022-2023), 'Student Status' (set to --Select--), 'Course' (set to --Select--), 'Branch' (set to --Select--), and 'Year Sem' (set to --Select--). A 'Student' dropdown is also present, set to --Select--. At the bottom of the form, there are buttons for 'Submit', 'SHOWING 1542 PLANK MARKSHEET', and 'Reset'. The browser's address bar shows the URL 'erp.hbtu.co.in/ehome.aspx?title=ourgroup'.

Student fee management:

Scholarship Payment :

Google | HBTU ERP | Welcome to HBTU Nawabganj C |

Not secure | erp.hbtu.co.in/eHome.aspx?title=ourgroup

HARCOURT BUTLER TECHNICAL UNIVERSITY, NAWABGANJ

ADMIN

- Check Carryover For Course
- Credit System
- Grading System
- Divisionalize Result Analysis
- Credit System Division V
- Student Name Updation
- Grace Marks Management
- Grace Marks Entry
- Examination Events
- Examination Event Manage
- UFM Management
- END SEM UFM MARKS EN
- Pandemic Marks Management
- Pandemic Marks Entry
- Student Fee Management
- Scholarship Payment
- Security

Scholarship Payment

Course * --Select-- Branch * --Select-- Section * --Select-- Year * --Select--

Note: kindly post for 1 step for Payment Receipt if your payment is successful and you find "Payment Successful" message for your transaction or amount is deducted from your bank account not use old bill find "Payment Successful" message for your

Scholarship Amount ₹

Record not found for this Session

64°F Hazy | Search | ENG IN | 6:32 PM 12/28/2022